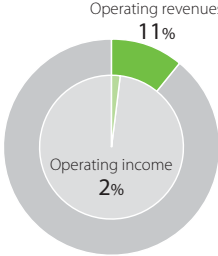
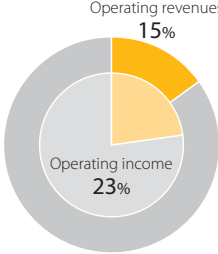


Business Domain and Earnings Structure

The Osaka Gas Group divides its operations into five business segments: Gas; Gas Appliances and House-Pipe Installation; LPG, Electricity and Other Energies; Real Estate; and Others. The Group has adopted a new approach to its management strategy based on the realignment of the Group organization into four segments from the year ending March 31, 2011.

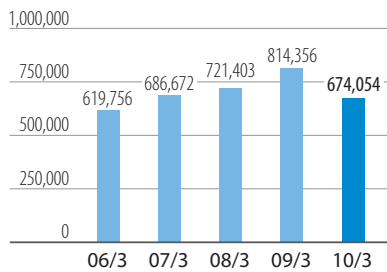
| | Main business and major affiliated companies | Percentage of operating revenues and operating income (FY2010) |
|---|---|---|
|  <p>Gas</p> | <p>Main business Production, supply and sales of gas, inspection and maintenance of gas equipment and appliances, gas meter reading, collection of gas bills, etc.</p> <p>Major operating companies Osaka Gas Co., Ltd., Toyooka Energy Co., Ltd., Nabari Kintetsu Gas, Ltd., Shingu Gas Co., Ltd., Osaka Gas Customer Relations Co., Ltd.</p> |  <p>Operating revenues 58%</p> <p>Operating income 58%</p> |
|  <p>Gas Appliances and House-Pipe Installation</p> | <p>Main business Sales of gas appliances, housing equipment and appliances, gas piping works, etc.</p> <p>Major operating companies Osaka Gas Co., Ltd., Enetec Kyoto Co., Ltd., Osaka Gas Housing & Equipment Co., Ltd., Kinpai Co., Ltd.</p> |  <p>Operating revenues 11%</p> <p>Operating income 2%</p> |
|  <p>LPG, Electricity and Other Energies</p> | <p>Main business Sales of LPG, sales of industrial gas, production, supply and sales of electricity, LNG transportation, development of oil and natural gas, research and investment relating to energy supply businesses, etc.</p> <p>Major operating companies Osaka Gas Co., Ltd., Liquid Gas Co., Ltd., Osaka Gas LPG Co., Ltd., Nissho Petroleum Gas Corporation, Nissho Propane Sekiyu Co., Ltd., Gas and Power Co., Ltd., Nakayama Joint Power Generation Co., Ltd., Nakayama Nagoya Joint Power Generation Co., Ltd., Osaka Gas International Transport Inc., Osaka Gas Summit Resources Co., Ltd., Osaka Gas Australia Pty. Ltd., Osaka Gas Energy America Corporation</p> |  <p>Operating revenues 15%</p> <p>Operating income 23%</p> |
|  <p>Real Estate</p> | <p>Main business Development, leasing, management and sales of real estate, operation, management and maintenance of building and facilities, etc.</p> <p>Major operating companies Urbanex Co., Ltd., Kyoto Research Park Corp., Osaka Gas Maison Co., Ltd., OSC Engineering Co., Ltd., Osaka Gas Total Facilities Co., Ltd.</p> |  <p>Operating revenues 3%</p> <p>Operating income 7%</p> |
|  <p>Others</p> | <p>Main business Development of computer software, computer data processing services, manufacture and sales of fine materials and carbon products, manufacture and sales of activated carbon and wood protective coating, maintenance and provision of anti-disaster services, operation of sports facilities, leasing, etc.</p> <p>Major operating companies Osaka Gas Information System Research Institute Co., Ltd., Sakura Information Systems Co., Ltd., Osaka Gas Chemicals Co., Ltd., Japan EnviroChemicals, Ltd., OG Sports Co., Ltd., Osaka Gas Security Service Co., Ltd.</p> |  <p>Operating revenues 14%</p> <p>Operating income 9%</p> |

Note 1: On page 43, intersegment revenues and transfers are included in revenues for each segment.

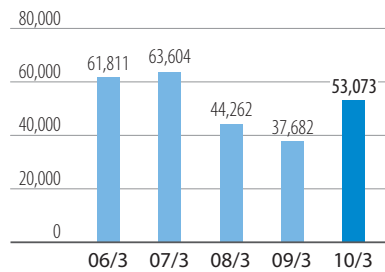
Note 2: Operating income percentages do not reach 100% due to effect of discounting for adjustment in consolidation.

New segments
(from the fiscal year ending
March 31, 2011)

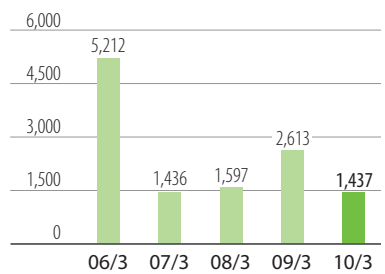
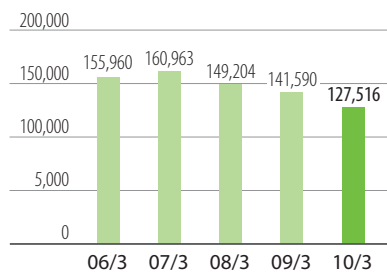
Operating revenues (Millions of yen)



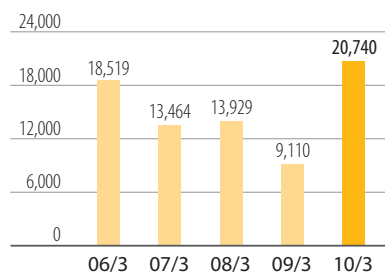
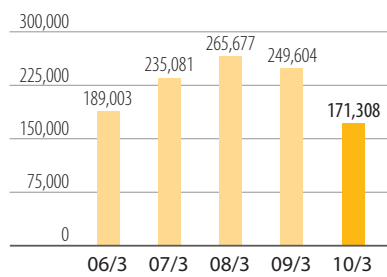
Operating income (Millions of yen)



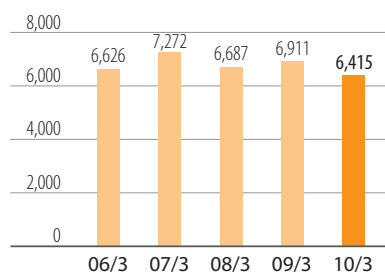
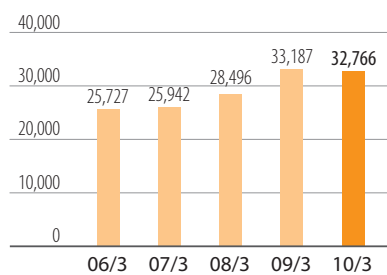
Gas



LPG, Electricity and
Other Energies



Overseas Energy



Environment and
Non-Energy

