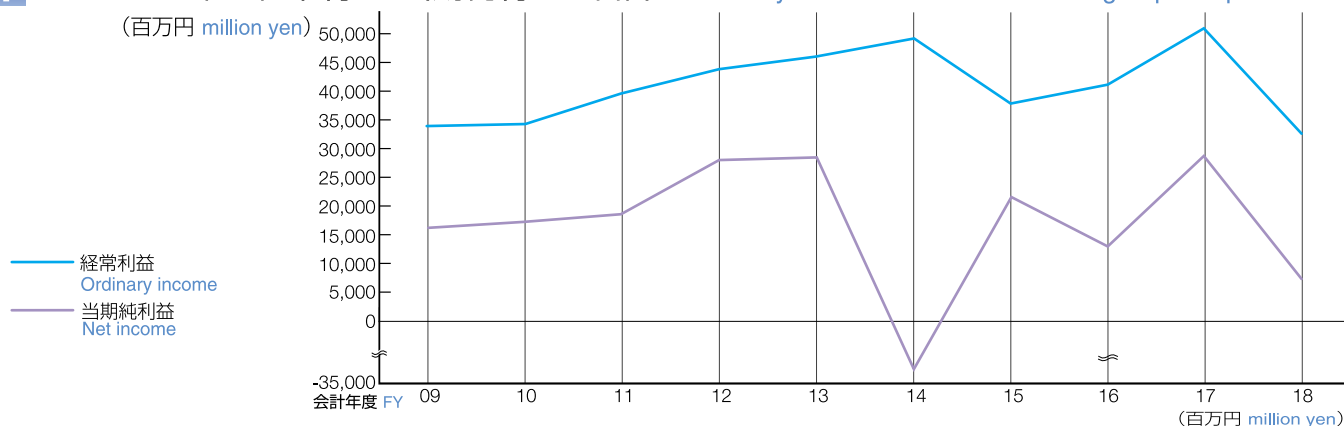


# グループ財務分析 Group Financial Analysis

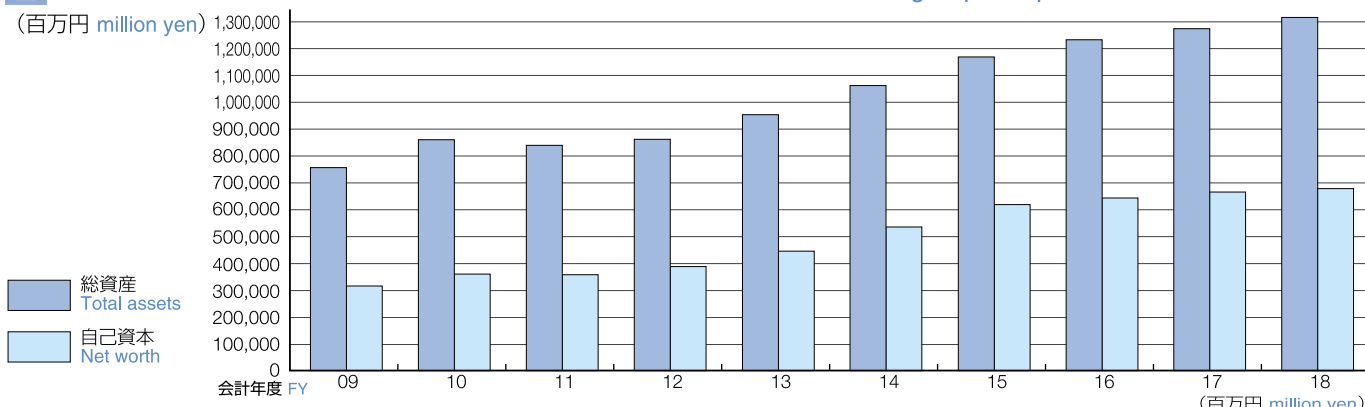
## 1 グループ企業の経常利益・当期純利益の合計 Ordinary income and net income of group companies



会計年度 FY	09.3	10.3	11.3	12.3	13.3	14.3	15.3	16.3	17.3	18.3
経常利益 Ordinary income	34,337	34,415	39,499	43,823	46,117	49,188	37,710	41,045	50,744	32,498
当期純利益 Net income	16,449	17,312	18,603	28,002	28,426	-32,681	21,715	13,349	28,478	7,113

連結消去前の単純合計 Gross basis before consolidation adjustment

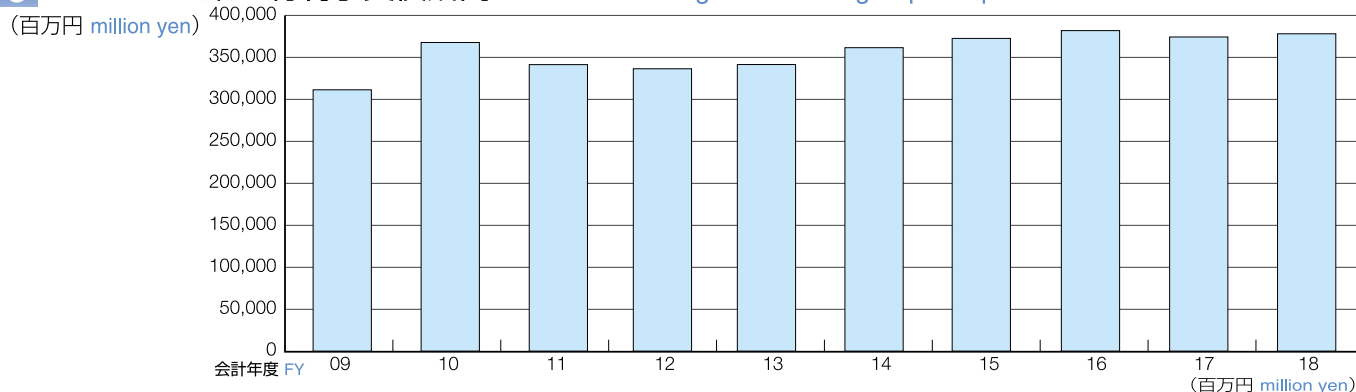
## 2 グループ企業の総資産と自己資本 Total assets and net worth of group companies



会計年度 FY	09.3	10.3	11.3	12.3	13.3	14.3	15.3	16.3	17.3	18.3
総資産 Total assets	755,925	859,313	838,247	861,228	951,926	1,060,149	1,172,093	1,225,265	1,283,858	1,312,566
自己資本 Net worth	312,540	359,503	356,864	386,110	443,005	537,643	610,820	647,536	678,102	686,108
自己資本比率 Net worth/Total assets ratio (%)	41.3	41.8	42.6	44.8	46.5	50.7	52.1	52.8	52.8	52.3

連結消去前の単純合計 Gross basis before consolidation adjustment

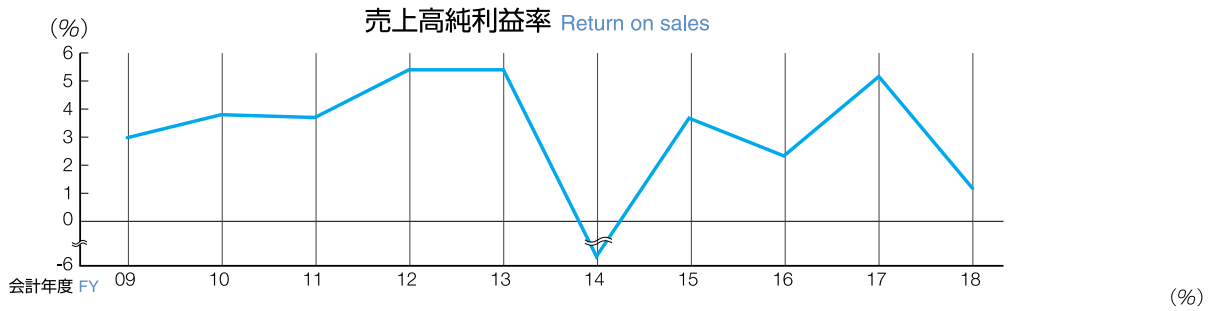
## 3 グループ企業の有利子負債残高 Interest-bearing liabilities of group companies



会計年度 FY	09.3	10.3	11.3	12.3	13.3	14.3	15.3	16.3	17.3	18.3
有利子負債残高 Interest-bearing liabilities	310,430	368,291	340,859	335,784	341,336	361,439	374,299	386,180	375,954	382,018

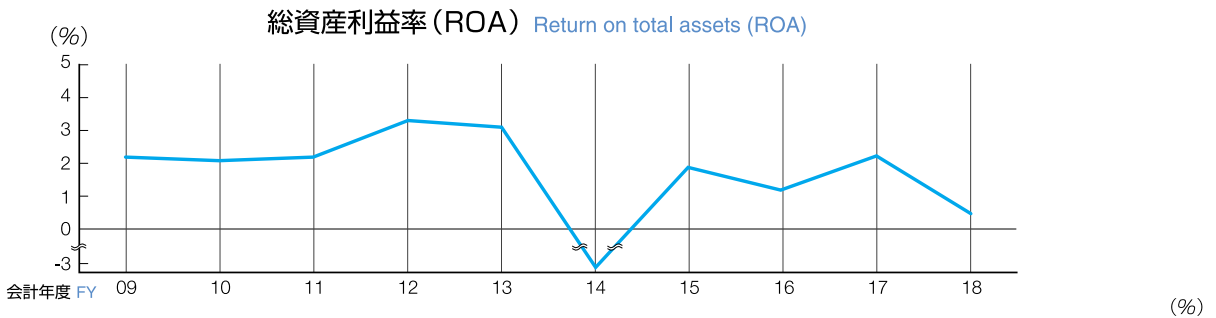
連結消去前の単純合計 Gross basis before consolidation adjustment

## 4 グループ企業の財務比率 Financial ratio of group companies



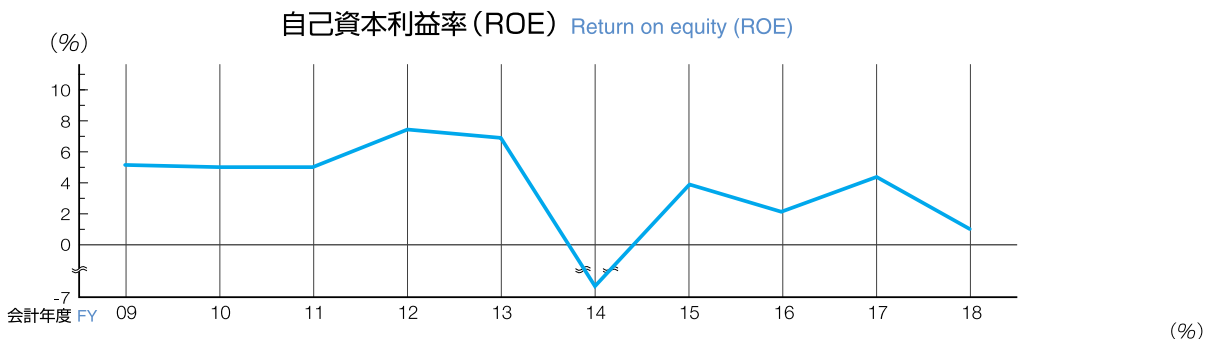
会計年度 FY	09.3	10.3	11.3	12.3	13.3	14.3	15.3	16.3	17.3	18.3
売上高純利益率 Return on sales	3.0	3.8	3.7	5.4	5.4	-5.7	3.8	2.3	5.1	1.2

$$\text{売上高純利益率} = \frac{\text{当期純利益}}{\text{売上高}} \times 100 \quad \text{Return on sales} = \frac{\text{Net income}}{\text{Net sales}} \times 100$$



会計年度 FY	09.3	10.3	11.3	12.3	13.3	14.3	15.3	16.3	17.3	18.3
総資産利益率(ROA) Return on total assets	2.2	2.1	2.2	3.3	3.1	-3.2	1.9	1.1	2.3	0.5

$$\text{総資産利益率} = \frac{\text{当期純利益}}{\text{平均総資産}} \times 100 \quad \text{Return on total assets} = \frac{\text{Net income}}{\text{Averaged total assets}} \times 100$$



会計年度 FY	09.3	10.3	11.3	12.3	13.3	14.3	15.3	16.3	17.3	18.3
自己資本利益率(ROE) Return on equity	5.3	5.2	5.2	7.5	6.9	-6.7	3.8	2.1	4.3	1.0

$$\text{自己資本利益率} = \frac{\text{当期純利益}}{\text{平均自己資本}} \times 100 \quad \text{Return on equity} = \frac{\text{Net income}}{\text{Averaged net worth}} \times 100$$