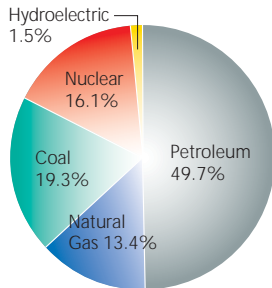


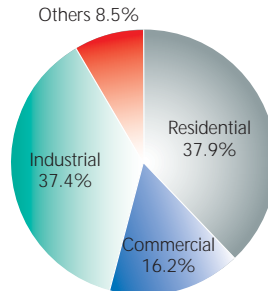
# Energy Statistics

**Total Primary Energy Supply in Japan**  
(Fiscal Year 2000)



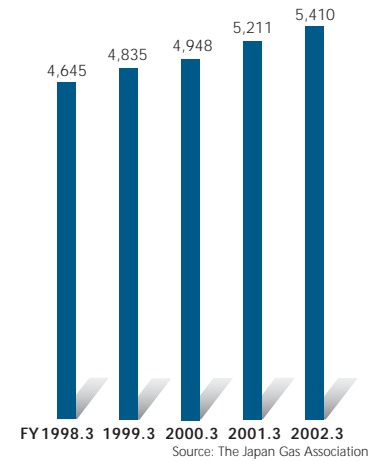
Source: Integrated Energy Statistics

**Use of Gas by Sector in Japan**  
(Fiscal Year 2000)

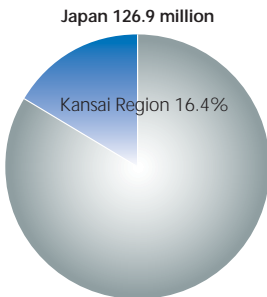


Source: The Japan Gas Association

**Import of LNG in Japan**  
(10 Thousand Tons)

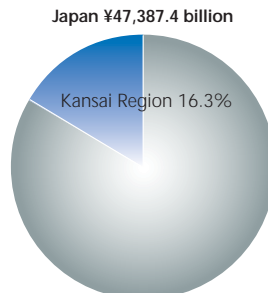


**Population of the Kansai Region as a Portion of Japan**  
(Calendar Year 1999)



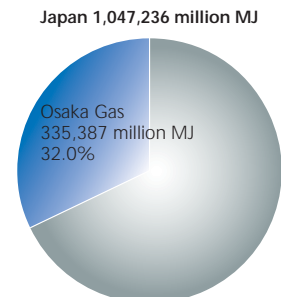
Source: Statistics Bureau & Statistics Center

**GDP of the Kansai Region as a Portion of Japan**  
(1999, at 1990 prices)



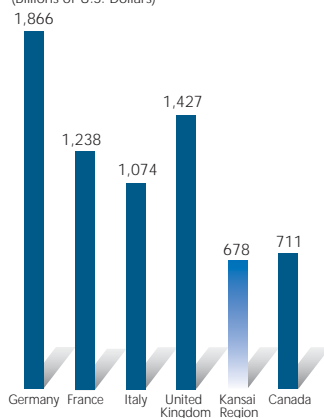
Source: Economic and Social Research Institute

**Share of Gas Sales Volume in Japan**  
(Fiscal Year 2001)



Source: The Japan Gas Association

**Comparison of the GDP of the Kansai Region with the GDP of Major Countries**  
(Billions of U.S. Dollars)



Calendar year 2000, except Kansai Region in fiscal year 1999

**Number of Customers (Meters Installed)**  
(Thousands)

